



US00D625412S

(12) **United States Design Patent**
Garito et al.

(10) **Patent No.:** **US D625,412 S**

(45) **Date of Patent:** **** Oct. 12, 2010**

(54) **ELECTROSURGICAL HANDPIECE WITH DOME**

(76) Inventors: **Jon C. Garito**, 3333 Royal Ave.,
Oceanside, NY (US) 11572; **Alan G. Ellman**, 3333 Royal Ave., Oceanside,
NY (US) 11572

(**) Term: **14 Years**

(21) Appl. No.: **29/286,386**

(22) Filed: **May 4, 2007**

(51) **LOC (9) Cl.** **24-02**

(52) **U.S. Cl.** **D24/144**

(58) **Field of Classification Search** D24/133,
D24/144, 147; 606/27, 28, 32, 29, 40, 41-45,
606/48, 49, 50

See application file for complete search history.

(56) **References Cited**

U.S. PATENT DOCUMENTS

3,532,095	A *	10/1970	Miller et al.	606/45
D281,721	S *	12/1985	Scanlan	D24/147
D320,856	S *	10/1991	Scheller	D24/144
D346,866	S *	5/1994	Lotuaco	D24/200
D351,227	S *	10/1994	Patton et al.	D24/112
5,383,923	A *	1/1995	Webster, Jr.	607/125
5,571,101	A *	11/1996	Ellman et al.	606/45
D376,423	S *	12/1996	Monea	D24/114
D382,342	S *	8/1997	Rosen	D24/142
5,679,401	A *	10/1997	Bawden	427/2.29

D388,170	S *	12/1997	Sjostrom	D24/133
D393,715	S *	4/1998	Strickland	D24/133
5,833,689	A *	11/1998	Long	606/48
5,924,206	A *	7/1999	Cote et al.	30/337
D422,024	S *	3/2000	Andrews et al.	D19/50
D428,146	S *	7/2000	Svanberg et al.	D24/133
D494,270	S *	8/2004	Reschke	D24/144
7,147,634	B2 *	12/2006	Nesbitt	606/45
D538,936	S *	3/2007	Bohmel et al.	D24/152

* cited by examiner

Primary Examiner—Charles A Rademaker

Assistant Examiner—Carissa C Fitts

(57) **CLAIM**

The ornamental design for an electrosurgical handpiece with dome, as shown and described.

DESCRIPTION

FIG. 1 is a left perspective view of an electrosurgical handpiece with a first size dome, showing our new design;

FIG. 2 is a right perspective view thereof;

FIG. 3 is a top view thereof;

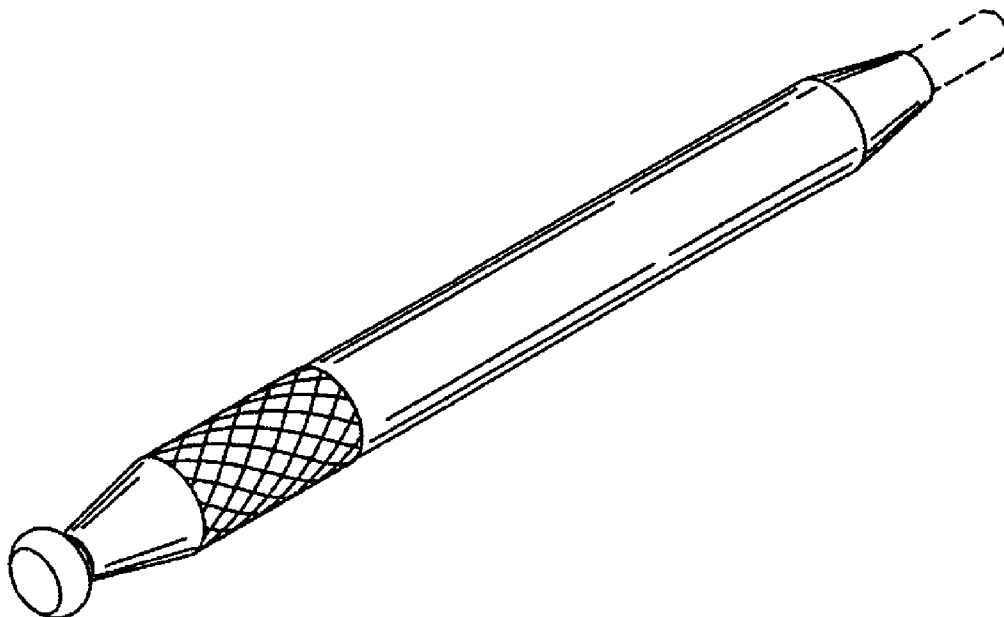
FIG. 4 is a left perspective view of an electrosurgical handpiece with a second size dome;

FIG. 5 is a right perspective view thereof; and,

FIG. 6 is a top view thereof.

The broken lines shown in the drawings represent environment only and form no part of the claimed design.

1 Claim, 2 Drawing Sheets



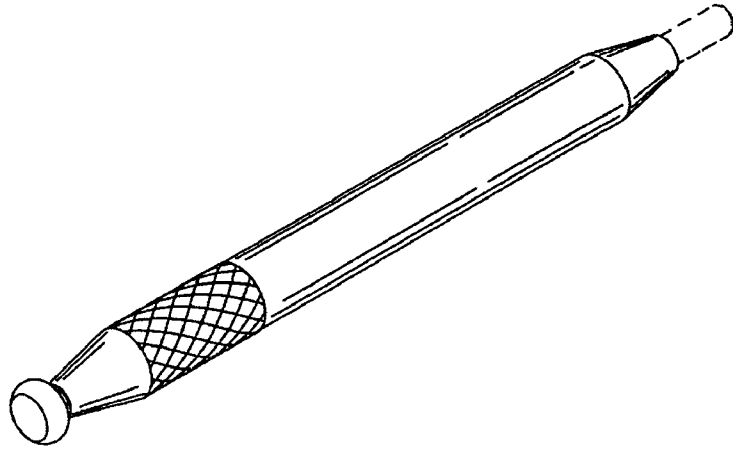


FIG. 1

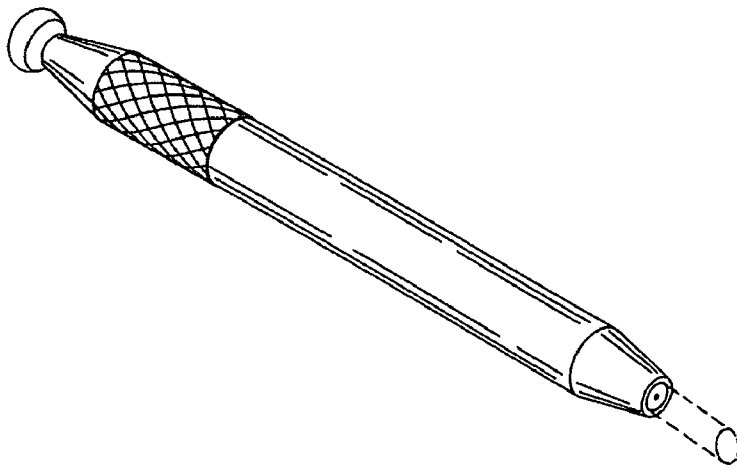


FIG. 2




FIG. 3

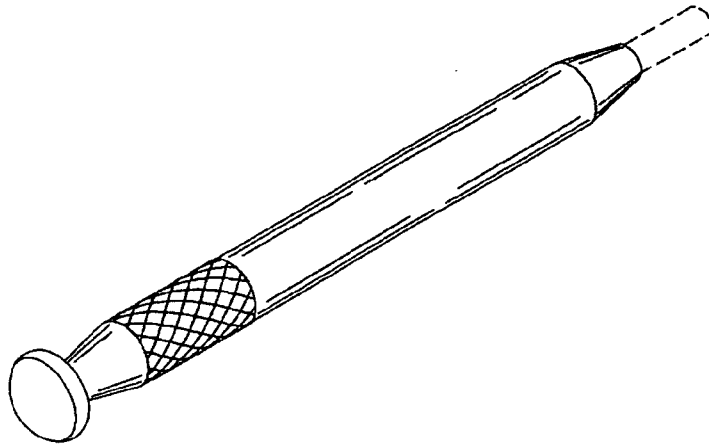


FIG. 4

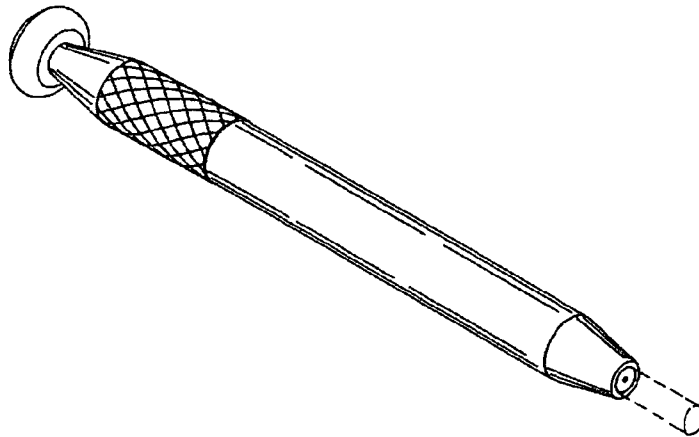


FIG. 5




FIG. 6